D–SUB 9/15 Pin 连接器

屏蔽 Shielded

压接或焊接
Crimp / solder pins

壳体规格 Size：Size1

插针 Male
180°

插孔 Female
180°

1 型号 Form

	焊接式 Solder			
	900009	900315	901009	901315
	压接式 Crimp			
	900109		902009	
极数 Suppression	9-pole	15-pole	9-pole	15-pole
电路图 Circuit diagram	插针 Male 9 Pin	插针 Male 15 Pin	插孔 Female 9 Pin	插孔 Female 15 Pin

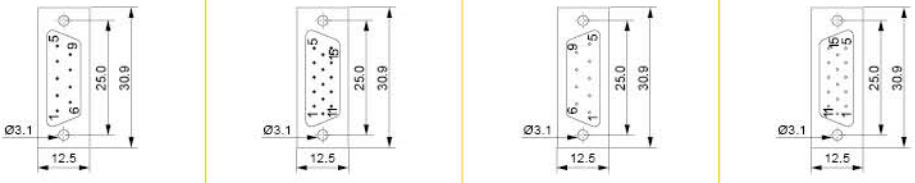

压线范围 Wire diameter	6···8.7 mm

2 技术参数 Technical data

额定电压 Supply voltage	30V AC/DC
额定电流 Current per contact (40°C)	2A
温度范围 Temperature range	- 25…+ 85 °C
压线方式 Wiring method	冷压压接（冷压针见下表）Crimp terminal

针 Crimp contacts

技术参数 Technical data

材质 Material：铜镀银 / 金
Copper alloy silver/gold-plated

接触电阻 Contact resistance：≤ 4 mΩ

接线形式 Terminal：冷压接线 Crimp terminal

冲压针 Stamped Contacts

车针 Machined Contacts

公插冲压针 Male

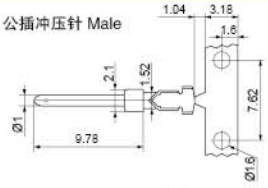

母插冲压针 Female

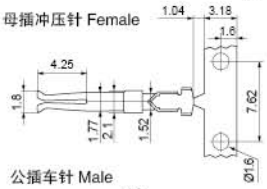

公插车针 Male

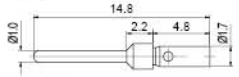

母插车针 Female

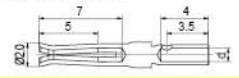

线径 Wire	AWG	冲压针 Stamped Contacts (500 pieces / 卷 reel)		车针 Machined Contacts (100 pieces / 包 pu)	
		型号 Form	订货号 Part No.	型号 Form	订货号 Part No.
0.09-0.25mm²	26-22	SAM-13	3 67 000 7167	DAM-13	3 67 000 5576
0.25-0.56mm²	22-20	SAM-33	3 67 000 8167	DAM-33	3 67 000 8576
0.09-0.25mm²	26-22	SAF-13	3 67 000 7267	DAF-13	3 67 000 5476
0.25-0.56mm²	22-20	SAF-33	3 67 000 8267	DAF-33	3 67 000 8476

备注 Notes

本样册内容版权归昆山兴威联电气有限公司所有。未经允许，严禁任何单位和个人以商业为目的进行任何形式的复制、转载、改编、翻译、出版。否则，本公司将依法追究其法律责任。

D–SUB 9/15 Pin 连接器

SVLEC 兴威联电气

屏蔽 Shielded

压接或焊接
Crimp / solder pins

壳体规格 Size：Size1G

插针 Male
45°

插孔 Female
45°

1 型号 Form

	焊接式 Solder			
	910009	910315	911009	911315
压接式 Crimp	910109		912009	
极数 Suppression	9-pole	15-pole	9-pole	15-pole
电路图 Circuit diagram	插针 Male 9 Pin	插针 Male 15 Pin	插孔 Female 9 Pin	插孔 Female 15 Pin
压线范围 Wire diameter	6···8.7 mm			

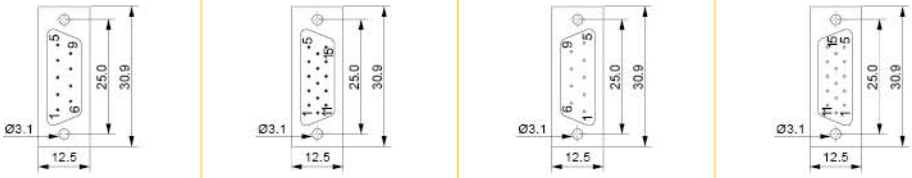

2 技术参数 Technical data

额定电压 Supply voltage	30V AC/DC
额定电流 Current per contact (40°C)	2A
温度范围 Temperature range	- 25…+ 85 °C
压线方式 Wiring method	冷压压接（冷压针见下表）Crimp terminal

针 Crimp contacts

技术参数 Technical data

材质 Material：铜镀银 / 金
Copper alloy silver/gold-plated

接触电阻 Contact resistance：≤ 4 mΩ

接线形式 Terminal：冷压接线 Crimp terminal

冲压针 Stamped Contacts

车针 Machined Contacts

公插冲压针 Male

母插冲压针 Female

公插车针 Male

母插车针 Female

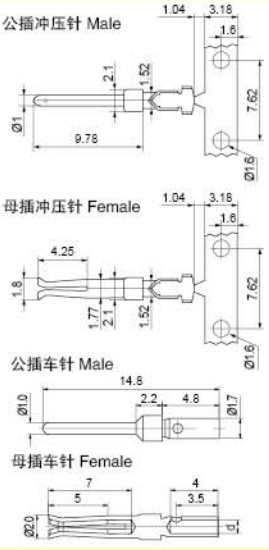

线径 Wire	AWG	冲压针 Stamped Contacts (500 pieces / 卷 reel)		车针 Machined Contacts (100 pieces / 包 pu)	
		型号 Form	订货号 Part No.	型号 Form	订货号 Part No.
0.09-0.25mm²	26-22	SAM-13	3 67 000 7167	DAM-13	3 67 000 5576
0.25-0.56mm²	22-20	SAM-33	3 67 000 8167	DAM-33	3 67 000 8576
0.09-0.25mm²	26-22	SAF-13	3 67 000 7267	DAF-13	3 67 000 5476
0.25-0.56mm²	22-20	SAF-33	3 67 000 8267	DAF-33	3 67 000 8476

备注 Notes

本样册内容版权归昆山兴威联电气有限公司所有。未经允许，严禁任何单位和个人以商业为目的进行任何形式的复制、转载、改编、翻译、出版。否则，本公司将依法追究其法律责任。

D–SUB 15/26 Pin 连接器

屏蔽 Shielded

压接或焊接
Crimp / solder pins

壳体规格 Size：Size2

插针 Male
180°

插孔 Female
180°

1 型号 Form

	焊接式 Solder			
	900015	900026	901015	901026
	压接式 Crimp			
	900115		902015	
极数 Suppression	15-pole	26-pole	15-pole	26-pole
电路图 Circuit diagram	插针 Male 15 Pin	插针 Male 26 Pin	插孔 Female 15 Pin	插孔 Female 26 Pin
	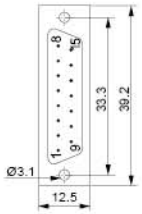	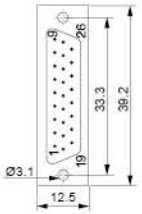	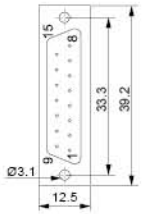	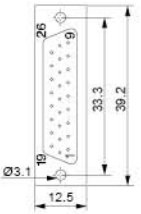
压线范围 Wire diameter	8...11mm			

2 技术参数 Technical data

额定电压 Supply voltage	30V AC/DC
额定电流 Current per contact (40°C)	2A
温度范围 Temperature range	- 25...+ 85 °C
压线方式 Wiring method	冷压压接（冷压针见下表）Crimp terminal

针 Crimp contacts

技术参数 Technical data

材质 Material：铜镀银 / 金
Copper alloy silver/gold-plated

接触电阻 Contact resistance：≤ 4 mΩ

接线形式 Terminal：冷压接线 Crimp terminal

冲压针 Stamped Contacts

车针 Machined Contacts

公插冲压针 Male

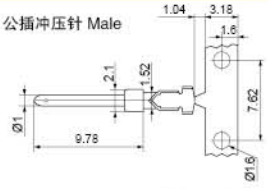

母插冲压针 Female

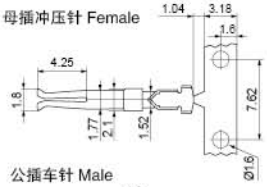

公插车针 Male

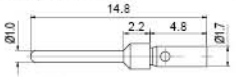

母插车针 Female

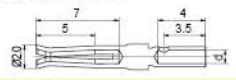

线径 Wire	AWG	冲压针 Stamped Contacts (500 pieces / 卷 reel)		车针 Machined Contacts (100 pieces / 包 pu)	
		型号 Form	订货号 Part No.	型号 Form	订货号 Part No.
0.09-0.25mm²	26-22	SAM-13	3 67 000 7167	DAM-13	3 67 000 5576
0.25-0.56mm²	22-20	SAM-33	3 67 000 8167	DAM-33	3 67 000 8576
0.09-0.25mm²	26-22	SAF-13	3 67 000 7267	DAF-13	3 67 000 5476
0.25-0.56mm²	22-20	SAF-33	3 67 000 8267	DAF-33	3 67 000 8476

备注 Notes

本样册内容版权归昆山兴威联电气有限公司所有。未经允许，严禁任何单位和个人以商业为目的进行任何形式的复制、转载、改编、翻译、出版。否则，本公司将依法追究其法律责任。

D–SUB 15/26 Pin 连接器

屏蔽 Shielded

压接或焊接
Crimp / solder pins

壳体规格 Size：Size2G

插针 Male
45°

插孔 Female
45°

1 型号 Form

型号 Form	插针 Male 45°		插孔 Female 45°	
焊接式 Solder	910015	910026	911015	911026
压接式 Crimp	910115		912015	
极数 Suppression	15-pole	26-pole	15-pole	26-pole
电路图 Circuit diagram	插针 Male 15 Pin	插针 Male 26 Pin	插孔 Female 15 Pin	插孔 Female 26 Pin
压线范围 Wire diameter	8...11mm			

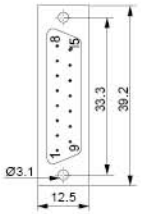

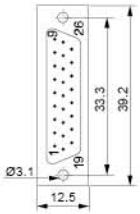

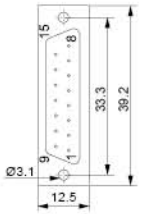

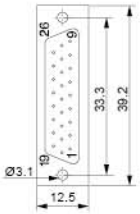

2 技术参数 Technical data

额定电压 Supply voltage	30V AC/DC
额定电流 Current per contact (40°C)	2A
温度范围 Temperature range	- 25...+ 85 °C
压线方式 Wiring method	冷压压接（冷压针见下表）Crimp terminal

针 Crimp contacts

技术参数 Technical data

材质 Material：铜镀银 / 金
Copper alloy silver/gold-plated

接触电阻 Contact resistance：≤ 4 mΩ

接线形式 Terminal：冷压接线 Crimp terminal

冲压针 Stamped Contacts

车针 Machined Contacts

公插冲压针 Male

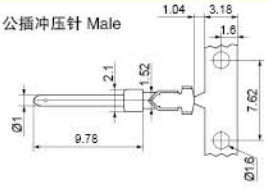

母插冲压针 Female

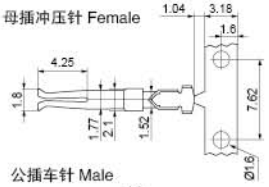

公插车针 Male

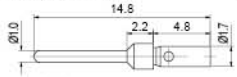

母插车针 Female

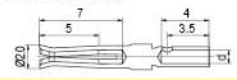

线径 Wire	AWG	冲压针 Stamped Contacts (500 pieces / 卷 reel)		车针 Machined Contacts (100 pieces / 包 pu)	
		型号 Form	订货号 Part No.	型号 Form	订货号 Part No.
0.09-0.25mm²	26-22	SAM-13	3 67 000 7167	DAM-13	3 67 000 5576
0.25-0.56mm²	22-20	SAM-33	3 67 000 8167	DAM-33	3 67 000 8576
0.09-0.25mm²	26-22	SAF-13	3 67 000 7267	DAF-13	3 67 000 5476
0.25-0.56mm²	22-20	SAF-33	3 67 000 8267	DAF-33	3 67 000 8476

备注 Notes

本样册内容版权归昆山兴威联电气有限公司所有。未经允许，严禁任何单位和个人以商业为目的进行任何形式的复制、转载、改编、翻译、出版。否则，本公司将依法追究其法律责任。

D–SUB 25/44 Pin 连接器

屏蔽 Shielded

压接或焊接
Crimp / solder pins

壳体规格 Size：Size3

插针 Male
180°

插孔 Female
180°

1 型号 Form

	焊接式 Solder	压接式 Crimp
	900025	900125
	901025	902025

	插针 Male	插孔 Female
极数 Suppression	25-pole	25-pole
电路图 Circuit diagram	插针 Male 25 Pin	插孔 Female 25 Pin

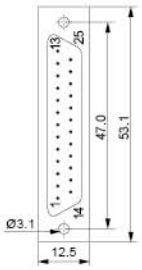

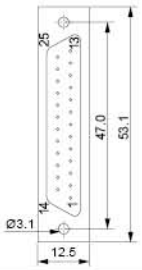

压线范围 Wire diameter	8...11mm

2 技术参数 Technical data

额定电压 Supply voltage	30V AC/DC
额定电流 Current per contact (40°C)	2A
温度范围 Temperature range	- 25...+ 85 °C
压线方式 Wiring method	冷压压接（冷压针见下表）Crimp terminal

针 Crimp contacts

技术参数 Technical data

材质 Material：铜镀银 / 金
Copper alloy silver/gold-plated

接触电阻 Contact resistance：≤ 4 mΩ

接线形式 Terminal：冷压接线 Crimp terminal

冲压针 Stamped Contacts

车针 Machined Contacts

公插冲压针 Male

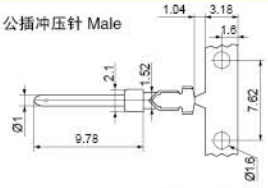

母插冲压针 Female

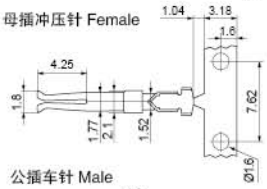

公插车针 Male

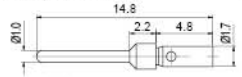

母插车针 Female

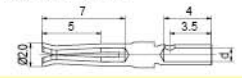

线径 Wire	AWG	冲压针 Stamped Contacts (500 pieces / 卷 reel) 型号 Form	冲压针 Stamped Contacts (500 pieces / 卷 reel) 订货号 Part No.	车针 Machined Contacts (100 pieces / 包 pu) 型号 Form	车针 Machined Contacts (100 pieces / 包 pu) 订货号 Part No.
0.09-0.25mm²	26-22	SAM-13	3 67 000 7167	DAM-13	3 67 000 5576
0.25-0.56mm²	22-20	SAM-33	3 67 000 8167	DAM-33	3 67 000 8576
0.09-0.25mm²	26-22	SAF-13	3 67 000 7267	DAF-13	3 67 000 5476
0.25-0.56mm²	22-20	SAF-33	3 67 000 8267	DAF-33	3 67 000 8476

备注 Notes

本样册内容版权归昆山兴威联电气有限公司所有。未经允许，严禁任何单位和个人以商业为目的进行任何形式的复制、转载、改编、翻译、出版。否则，本公司将依法追究其法律责任。

D–SUB 25/44 Pin 连接器

屏蔽 Shielded

压接或焊接
Crimp / solder pins

壳体规格 Size：Size3G

插针 Male
45°

插孔 Female
45°

1 型号 Form

	焊接式 Solder	压接式 Crimp
插针 Male 45°	910025	910125
插孔 Female 45°	911025	912025

	插针 Male 45°	插孔 Female 45°
极数 Suppression	25-pole	25-pole
电路图 Circuit diagram	插针 Male 25 Pin 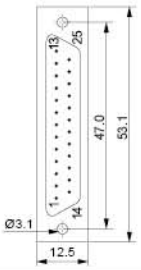	插孔 Female 25 Pin 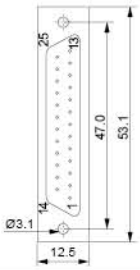
压线范围 Wire diameter	8...11mm	

2 技术参数 Technical data

额定电压 Supply voltage	30V AC/DC
额定电流 Current per contact (40°C)	2A
温度范围 Temperature range	- 25...+ 85 °C
压线方式 Wiring method	冷压压接（冷压针见下表）Crimp terminal

针 Crimp contacts

技术参数 Technical data

材质 Material：铜镀银 / 金
Copper alloy silver/gold-plated

接触电阻 Contact resistance：≤ 4 mΩ

接线形式 Terminal：冷压接线 Crimp terminal

冲压针 Stamped Contacts

车针 Machined Contacts

公插冲压针 Male

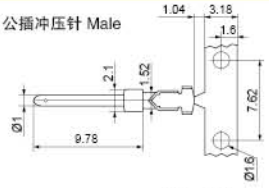

母插冲压针 Female

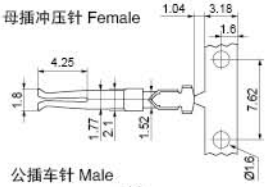

公插车针 Male

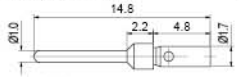

母插车针 Female

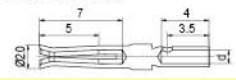

线径 Wire	AWG	冲压针 Stamped Contacts (500 pieces / 卷 reel)		车针 Machined Contacts (100 pieces / 包 pu)	
		型号 Form	订货号 Part No.	型号 Form	订货号 Part No.
0.09-0.25mm²	26-22	SAM-13	3 67 000 7167	DAM-13	3 67 000 5576
0.25-0.56mm²	22-20	SAM-33	3 67 000 8167	DAM-33	3 67 000 8576
0.09-0.25mm²	26-22	SAF-13	3 67 000 7267	DAF-13	3 67 000 5476
0.25-0.56mm²	22-20	SAF-33	3 67 000 8267	DAF-33	3 67 000 8476

备注 Notes

本样册内容版权归昆山兴威联电气有限公司所有。未经允许，严禁任何单位和个人以商业为目的进行任何形式的复制、转载、改编、翻译、出版。否则，本公司将依法追究其法律责任。

D-SUB 连接器外壳

45° 出线

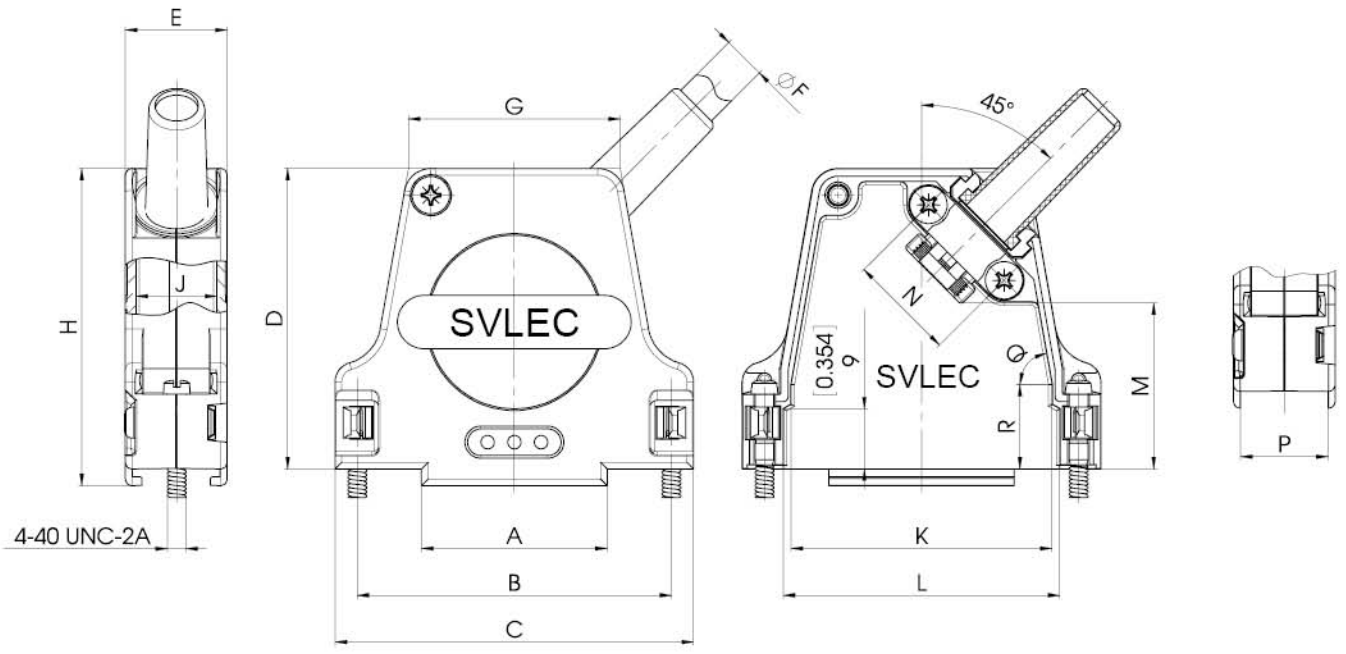

壳体规格 Size	特征 Features	Shell Size/for	A	B	C	D	E	Ø F 不带橡胶套 Without Rubber Bushing	Ø F 带橡胶套 With Rubber Bushing max.	G	H	J	K	L	M	N	P	Q	R
SIZE1		1 / 9	14.9	25.0	31.6	39.5	15.2	3.0 – 9.5	6.5	20.8	42.0	12.1	17.0	19.4	23.0	12.0	13.1		
SIZE2–1		2 / 15	15.9	33.3	40.0	41.0	15.2	3.0 – 8.5	6.5	23.3	43.5	12.1	25.8	27.9	21.0	16.0	13.1	84 °	
SIZE2–2	大外径 Large cable outlet	2 / 15	15.9	33.3	40.0	41.0	15.2	8.5 – 12.5	9.0	23.3	43.5	12.1	25.8	27.9	21.0	16.0	13.1	84 °	
SIZE3–1		3 / 25	27.8	47.0	53.7	45.0	15.2	3.0 – 8.5	8.0	31.7	47.5	12.1	39.0	41.4	25.0	16.0	13.0	80 °	12.9
SIZE3–2	大外径 Large cable outlet	3 / 25	27.8	47.0	53.7	45.0	15.2	8.5 – 12.5	9.0	31.7	47.5	12.1	39.0	41.4	25.0	16.0	13.0	80 °	12.9
SIZE4–1		4 / 37	44.3	63.5	70.2	48.0	18.2	3.0 – 12.0	9.0	48.2	50.5	15.1	55.5	57.8	23.2	21.0	12.7	80 °	16.1
SIZE4–2	大外径 Large cable outlet	4 / 37	44.3	63.5	70.2	48.0	18.2	12.0 – 15.0	11.5	48.2	50.5	15.1	55.5	57.8	23.2	21.0	12.7	80 °	16.1
SIZE5–1		5 / 50	41.9	61.1	67.8	48.0	18.2	3.0 – 12.0	9.7	45.8	50.5	15.1	53.1	55.5	23.2	21.0	15.9	80 °	16.1
SIZE5–2	大外径 Large cable outlet	5 / 50	41.9	61.1	67.8	48.0	18.2	12.0 – 15.0	11.5	45.8	50.5	15.1	53.1	55.5	23.2	21.0	15.9	80 °	16.1

技术参数 Technical data

材质 Material and platings	Zinc die-cast, nickel plated
温度范围 Temperature range	-35°C bis 100°C (-67°F to 212°F)
最大锁紧力 max. torque *	40 Ncm (0.295 ft.lb.)

* Not for locking screws

 本样册内容版权归昆山兴威联电气有限公司所有。未经允许，严禁任何单位和个人以商业为目的进行任何形式的复制、转载、改编、翻译、出版。否则，本公司将依法追究其法律责任。

180° 出线

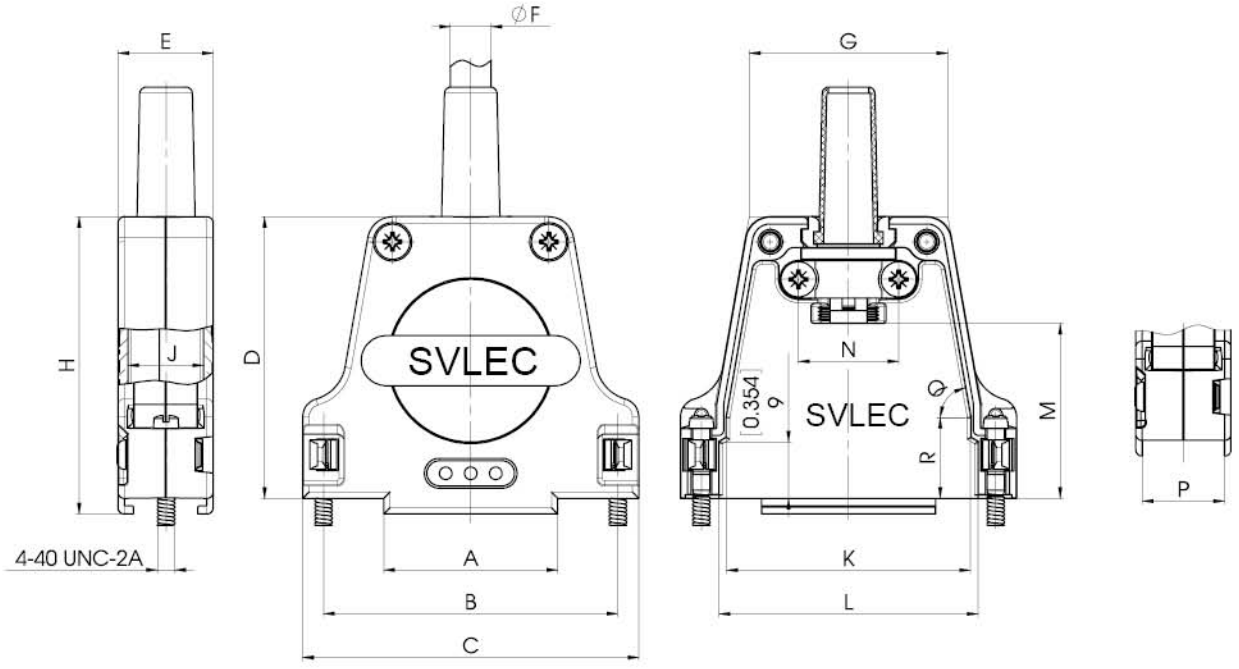

壳体规格 Size	特征 Features	Shell Size/for	A	B	C	D	E	ØF 不带橡胶套 Without Rubber Bushing	ØF 带橡胶套 With Rubber Bushing max.	G	H	J	K	L	M	N	P	Q	R
SIZE1G		1 / 9	14.9	25.0	31.6	39.5	15.2	3.0 – 9.5	6.5	20.8	42.0	12.1	17.0	19.4	23.5	12.0	13.1		
SIZE2G-1		2 / 15	15.9	33.3	40.0	41.0	15.2	3.0 – 8.5	6.5	23.3	43.5	12.1	25.8	27.9	19.0	16.0	13.1	84 °	
SIZE2G-2	大外径 Large cable outlet	2 / 15	15.9	33.3	40.0	41.0	15.2	8.5 – 12.5	9.0	23.3	43.5	12.1	25.8	27.9	19.0	16.0	13.1	84 °	
SIZE3G-1		3 / 25	27.8	47.0	53.7	45.0	15.2	3.0 – 8.5	8.0	31.7	47.5	12.1	39.0	41.4	28.0	16.0	13.1	80 °	12.9
SIZE3G-2	大外径 Large cable outlet	3 / 25	27.8	47.0	53.7	45.0	15.2	8.5 – 12.5	9.0	31.7	47.5	12.1	39.0	41.4	28.0	16.0	13.1	80 °	12.9
SIZE4G-1		4 / 37	44.3	63.5	70.2	48.0	18.2	3.0 – 12.0	9.0	48.2	50.5	15.1	55.5	57.8	32.5	21.0	12.7	80 °	16.1
SIZE4G-2	大外径 Large cable outlet	4 / 37	44.3	63.5	70.2	48.0	18.2	12.0 – 15.0	11.5	48.2	50.5	15.1	55.5	57.8	32.5	21.0	12.7	80 °	16.1
SIZE5G-1		5 / 50	41.9	61.1	67.8	48.0	18.2	3.0 – 12.0	9.7	45.8	50.5	15.1	53.1	55.5	32.5	21.0	15.9	80 °	16.1
SIZE5G-2	大外径 Large cable outlet	5 / 50	41.9	61.1	67.8	48.0	18.2	12.0 – 15.0	11.5	45.8	50.5	15.1	53.1	55.5	32.5	21.0	15.9	80 °	16.1

技术参数 Technical data

材质 Material and platings	Zinc die-cast, nickel plated
温度范围 Temperature range	-35°C bis 100°C (-67°F to 212°F)
最大锁紧力 max. torque *	40 Ncm (0.295 ft.lb.)

* Not for locking screws

本样册内容版权归昆山兴威联电气有限公司所有。未经允许，严禁任何单位和个人以商业为目的进行任何形式的复制、转载、改编、翻译、出版。否则，本公司将依法追究其法律责任。

D–SUB 9 Pin 总线连接器

屏蔽 Shielded 螺钉压接 With screw terminals	插针 Male 45°	插孔 Female 45°

1 型号 Form

	955091	955092
极数 Suppression	9-pole	9-pole
电路图 Circuit diagram	插针 Male 9 Pin 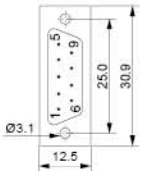	插孔 Female 9 Pin 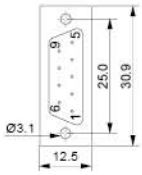
压线范围 Wire diameter	4...10mm	

2 技术参数 Technical data

额定电压 Supply voltage	50V AC/DC
额定电流 Current per contact (40°C)	1A
温度范围 Temperature range	- 20...+ 75 °C
压线方式 Wiring method	螺钉压接 With screw terminals

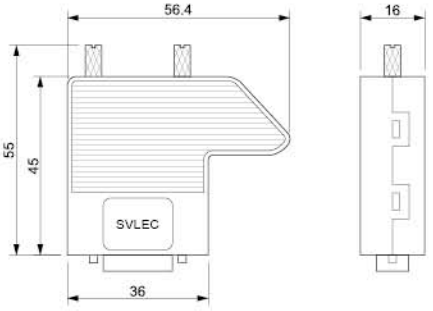

订货号 Part No.

_ _ _ _ _ _	– _ _ _	– _ _ _ _
1 型号 Form		

备注 Notes

本样册内容版权归昆山兴威联电气有限公司所有。未经允许，严禁任何单位和个人以商业为目的进行任何形式的复制、转载、改编、翻译、出版。否则，本公司将依法追究其法律责任。

D-SUB 15 Pin 总线连接器

SVLEC 兴威联电气

屏蔽 Shielded

螺钉压接
With screw terminals

	插针 Male 45°	插孔 Female 45°
1 型号 Form	**955151**	**955152**
极数 Suppression	15-pole	15-pole
电路图 Circuit diagram	插针 Male 15 Pin 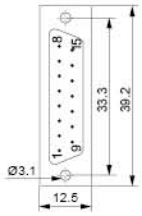	插孔 Female 15 Pin 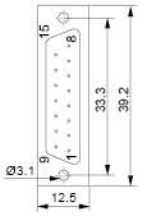
压线范围 Wire diameter	4...10mm	

2 技术参数 Technical data

额定电压 Supply voltage	50V AC/DC
额定电流 Current per contact (40°C)	1A
温度范围 Temperature range	- 20...+ 75 °C
压线方式 Wiring method	螺钉压接 With screw terminals

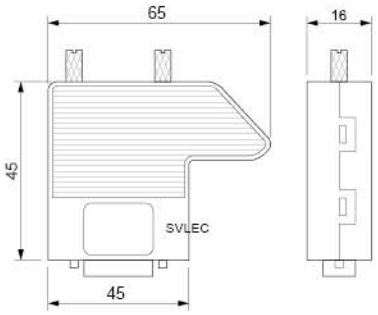

订货号 Part No.

_ _ _ _ _ _	–	_ _ _	–	_ _ _ _
1 型号 Form				

备注 Notes

本样册内容版权归昆山兴威联电气有限公司所有。未经允许，严禁任何单位和个人以商业为目的进行任何形式的复制、转载、改编、翻译、出版。否则，本公司将依法追究其法律责任。

D–SUB 25 Pin 总线连接器

屏蔽 Shielded 螺钉压接 With screw terminals	插针 Male 45°	插孔 Female 45°
1 型号 Form	**955251**	**955252**
极数 Suppression	25-pole	25-pole
电路图 Circuit diagram	插针 Male 25 Pin 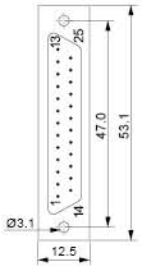	插孔 Female 25 Pin 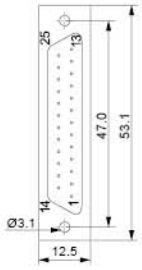
压线范围 Wire diameter	4...10mm	

2 技术参数 Technical data

额定电压 Supply voltage	50V AC/DC
额定电流 Current per contact (40°C)	1A
温度范围 Temperature range	- 20...+ 75 °C
压线方式 Wiring method	螺钉压接 With screw terminals

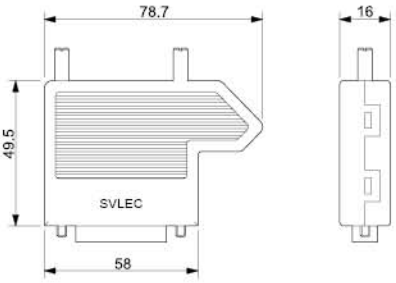

订货号 Part No.

_ _ _ _ _ _	– _ _ _	– _ _ _ _
1 型号 Form		

备注 Notes

 本样册内容版权归昆山兴威联电气有限公司所有。未经允许，严禁任何单位和个人以商业为目的进行任何形式的复制、转载、改编、翻译、出版。否则，本公司将依法追究其法律责任。